



NCSI 2024

CHENNAI

5th ANNUAL CONFERENCE OF THE
NEUROCRITICAL CARE SOCIETY OF INDIA (NCSI)

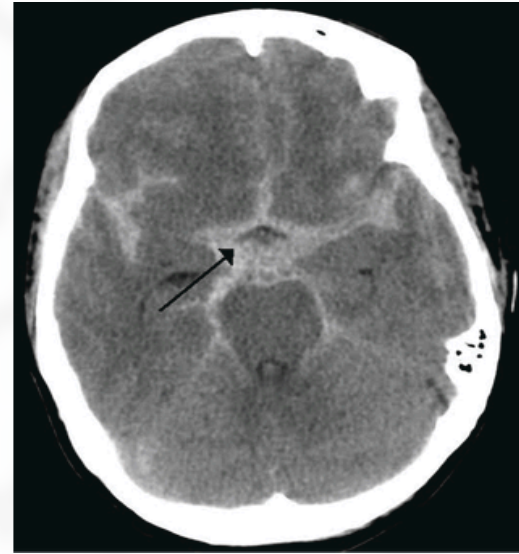
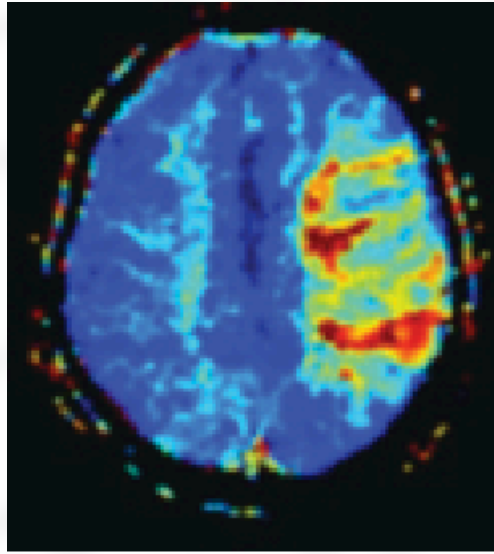
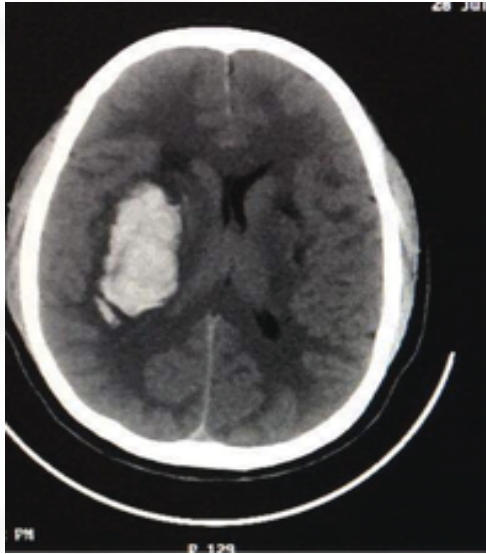
30TH AUGUST - 1ST SEPTEMBER, 2024

PRE-CONFERENCE WORKSHOP 29TH AUGUST 2024



Workshop and Masterclass

NEURORADIOLOGY IN NEUROCRITICAL CARE



DR PONNIAH VANAMOORTHY
ORGANISING SECRETARY



DR PRASANNA BIDKAR
ORGANISING CHAIRMAN



REGISTER NOW

THEME: Emerging Trends, Expanding Scopes, Changing Perspectives

📍 SHERATON GRAND, MAHABALIPURAM, TAMILNADU

✉ ncsi2024@gmail.com 🌐 www.ncsi2024.com

ENDORSED BY



NEURORADIOLOGY IN NEUROCRITICAL CARE

Workshop and Masterclass Faculty



Dr. Mathangi Krishnakumar
Convenor



Dr. Chitra Venkatasubramanian
Lead Faculty, USA



Dr. Aarthi Deepesh
Chennai



Dr. Dinesh Sharma
Nagpur



Dr. Vivel Lanka
Hyderabad




Dr Saranya B
Gomathy
Puducherry



Dr. Soumya
Madhusudan
Bengaluru



Dr. M Mahendranath
Bengaluru



Dr. Mouleeswaran S
Vellore



Dr. Shyamala
Narayanan
Bengaluru

- CT
- MRI
- Vascular imaging
- Advanced imaging including perfusion
- studies
- Spine imaging
- RAPID: Automated Imaging interpretations and AI in Clinical decision making
- Imaging in stroke
- Imaging in SAH and ICH
- Neurooncology imaging
- Imaging in infection and inflammation
- Neuroimaging in prognostication

LEARNING | PASSPORTS | HANDS ON STATIONS | CASE BASED | LEARNING MODULES

Who Should attend ?

Intensivist | Anesthesiologist | Neurologist |
Neurosurgeon | Neurointensivist | ER Physician



REGISTER NOW



Know and apply the knowledge and inputs of neuroradiology in neurocritical care clinical decision making. Participants will learn to know how to read CT, MRI, Vascular imaging. They will have modules where they can explore the domain of radiology pertinent to neurocritical care



Time		Topic			Moderator
08:00 AM – 8:20 am		Registration			
08:20 AM – 8:30 am		Setting the stage			Dr Mathangi
08: 30 AM – 9:00 AM		CT			Dr Dinesh
09:00 AM -09:30AM		MRI			Dr Vivek
09:30 AM -10:00 AM		Vascular imaging: CTA, MRA,DSA			Dr Arthi
10:00 AM-10:30 AM		Spine imaging: X Rays, CT and MRI			
10:30 AM -11:00 AM		RAPID: Automated Imaging interpretations and AI in Clinical decision making			Dr Chitra Venkatraghavan
11:00 am – 1:00 pm	Station 1	Station 2	Station 3	Station 4	
	TBI	AIS	ICH / CVT	SAH	
	Dr Vivek / Dr Shyamala / Dr Sathish	Dr Dinesh/ DrMahendranath/ Dr Soumya M	Dr Chitra Venkatraghavan / Dr Saranya	Dr Arthi/ Dr Mouleeswaran S	
11:00 AM – 11:30 AM	A	B	C	D	
11:30 AM – 12:00 PM	D	A	B	C	
12:00 PM – 12:30 PM	C	D	A	B	
12:30 PM – 01:00 PM	B	C	D	A	

01:00 – 2:00 pm		Lunch		
02:00 PM– 04:00 PM	Station 1	Station 2	Station 3	Station 4
	Spine	Tumor	Infection and Inflammation	Encephalopathy, Coma, Neuroprognostication
	Dr Vivek / Dr Selvin /Dr Shyamala	Dr Dinesh / Dr Mahendranath / Dr Soumya M	Dr Arthi / Dr Mouleeswaran S	Dr Chitra V / Dr Saranya
02:00PM – 02:30 PM	A	B	C	D
02:30 PM – 03:00 PM	D	A	B	C
03:00 PM – 03:30 PM	C	D	A	B
03:30 PM – 04:00 PM	B	C	D	A
04:00 PM – 5:00 PM	Clinical neuroradiology: Case based learning discussions		Moderator: Dr Mathangi Krishnakumar	Experts 1. Dr Chitra Venkatraghavan 2. Dr K Sridhar 3. Dr Dinesh 4. Dr Vivek 5. Dr Nishta